

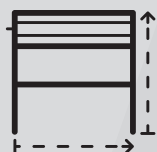
Fire Doors Rolling Doors



7301 shown powder coated in red.

A PROTECTION PLAN MAKES A DIFFERENCE.

Engineered to help save property and save lives—the Fire Door system by C.H.I. is available in a manual push-up, chain hoist, or automatic reset motor operation. The National Fire Protection Association [NFPA] and other applicable codes require routine scheduled drop testing of fire doors to ensure a continuous state of operational readiness.



BEST MARKET USES

Fire and Smoke Protection • Car Dealerships • Automotive Centers •
Life-Safety Applications • Performance Stages/Theaters

MODEL SELECTION CHART

	Model	Slat Profile	Slat Material	Gauge	Insulation / R-Value	Fire Rating	Max. Size ²	Colors ¹ / Finishes ¹
Flat Slat	7301	F2.7	Steel	20 Gauge	Non-Insulated	3/4 Hr., 1-1/2 Hr., or 3 Hr	24'0" x 24'0"	Gray, White, Galvanized, PC
				22 Gauge			18'4" x 24'0"	Gray, White, Tan, Brown, Galvanized, PC
	7302	F2.7	Steel	Front: 20 Gauge Back: 24 Gauge	Mineral Wool / R-4.2	3/4 Hr., 1-1/2 Hr., or 3 Hr	24'0" x 24'0"	Front: Gray, White, Galvanized, PC Back: Gray, White, Tan, Brown, Galvanized, PC
				Front: 22 Gauge Back: 24 Gauge			18'4" x 24'0"	Front/Back: Gray, White, Tan, Brown, Galvanized, PC
	7366	F2.7	Stainless Steel	22 Gauge	Non-Insulated	3/4 Hr., 1-1/2 Hr., or 3 Hr	13'4" x 24'0"	#4 Finish
	7401	F2.5	Steel	18 Gauge	Non-Insulated	3/4 Hr., 1-1/2 Hr., 3 Hr., or 4Hr.	24'0" x 24'0"	Gray, White, PC
				20 Gauge			18'4" x 24'0"	Gray, White, Galvanized, PC
				22 Gauge			13'4" x 24'0"	Gray, White, Tan, Brown, Galvanized, PC
Curved Slat	7400	C2.6	Steel	18 Gauge	Non-Insulated	3/4 Hr., 1-1/2 Hr., 3 Hr., or 4Hr.	24'0" x 24'0"	Gray, White, PC
				20 Gauge			18'4" x 24'0"	Gray, White, Galvanized, PC
				22 Gauge			13'4" x 24'0"	Gray, White, Tan, Brown, Galvanized, PC

¹ Refer to your local Dealer for exact color or finish match. ² Sizes displayed as width x height. Consult factory for larger sizes.

PC = doors available in 188 powder coated options.

CURTAIN PROFILES



Curved [C2.6]



Flat [F2.5]

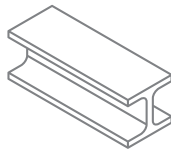


Flat [F2.7]

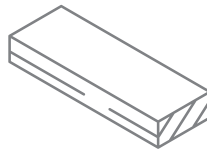


Flat [F2.7] - Mineral Wool

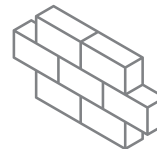
MOUNTING OPTIONS



Steel



Wood



Masonry



SIMPLE TEST

Feature that allows for drop testing and resetting of the fire door from the floor without ladders, tools, or other equipment.



RELEASE DEVICES

LiftMaster's fire door release devices provide the ultimate reliability, exactly when it's needed.

See page 10 for more.



OPERATION

In case of an emergency, it's critical to have openers you can count on because every second counts.

